



Fire Safety Information

The Fire Strategy for your building is 'Stay Safe' within flats with Simultaneous Evacuation of all common parts



You can raise the alarm by calling Fire and Rescue Services on **999** or **112** giving the following information:

- Your name
- Your telephone number
- The address of where the fire is and full postcode if known
- Any other helpful information such as fire type and location if known

If you discover the fire within your flat

DO:



Leave your flat and the building immediately by the nearest and safest route to a safe place away from the building



Close all doors behind you whilst leaving



Raise the Alarm

DO NOT:



Stop to collect belongings



Use lifts



Re-enter the building until instructed to do so




Attempt to put out the fire yourself

If you are safe within your flat and the fire is elsewhere

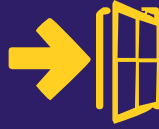
DO:



Stay within your Flat



Close all doors, including the main front door and all internal doors



Close all windows



Raise the alarm

DO NOT:



Open your flat door to see what is happening



Leave your flat unless instructed to do so



Leave your flat to attempt to fight the fire

If you are in a communal area of the block and discover a fire

DO:



Leave the building immediately by the nearest and safest route to a safe place away from the building



Close all doors behind you whilst leaving



Raise the alarm

DO NOT:



Stop to collect belongings



Use lifts



Re-enter the building until instructed to do so



Attempt to put out the fire yourself

On arrival, the Fire and Rescue Services will make an assessment and assist you with evacuation if required. **Only re-enter the building when instructed to do so!**


Fire Door information

Fire doors form an important part of the passive fire protection, not only for your individual flat but for the whole building.

The door will protect the escape route in the communal parts of the building from fires inside the flat, as well as protecting yourself and your flat from fires that may be in communal areas.

Fires door are designed and tested to give a minimum 30 minute fire and smoke protection this gives The Emergency Services enough time to attend, fight the fire and/or evacuate the building.

- Fire doors should be shut when not in use and not wedged or propped open.
- Residents should report any fault with, or damage to, fire doors immediately to the responsible person. This can be done either by contacting LHP directly on 0345 604 1472, or discussing with you Housing Officer.
- Residents and/or their guests should not tamper with self-closing devices on fire doors.



It is good fire safety practice for all internal doors to be closed when not in use. Whilst many internal doors are not, and do not need to be fire doors, this would give you adequate time to evacuate your flat in the event of a fire given the short travel distances.

Fire Door resilience times are accumulative. For example, if there is one closed fire door between you and a fire there will be a minimum of 30 minutes protection. If there are two, that protection then becomes 1 hour and so on.

It is extremely important you do not replace/renew any doors to your flat without contacting us first and completing a Tenant Alteration Request Form. This includes the main Front Door/Doors and all Internal Doors.

In the coming months, we will begin a programme of works to will replace all main flat entrance doors, with new composite fire doors, followed by the replacement of communal fire doors. Further details will be sent to affected customers in due course.

We will also see the continuation of a robust schedule of works to remediate other fire doors that do not require replacement at present, but slight improvement or adjustments to ensure their efficiency in offering protection during a fire.